

THE DP AND EF RANGES: POWERFUL PUMPS FOR DRAINAGE AND EFFLUENT WASTEWATER

Also available with AUTOADAPT features



POWERFUL PUMPS FOR DRAINAGE AND EFFLUENT WASTEWATER

Designed for versatility and effectiveness

The Grundfos DP and EF range of pumps are designed for pumping drainage and surface water and wastewater with small impurities from installations in or around housing, farms and small industry.

These pumps are also available with AUTOADAPT features that remove all external sensors, switches and cables from the well pit. With AUTOADAPT, installation, commissioning and operation are simplified, increasing reliability.



IDEAL WHEREVER WASTEWATER REMOVAL IS REQUIRED

- Farms
- Private housing
- Commercial buildings
- Small industry

The DP range – the portable utility pump (0.9 – 2.6 kW)

The Grundfos DP range of pumps is designed for pumping drainage and surface water, groundwater, and industrial process water without solids and fibres from farms, private housing and small industry. These pumps are designed for portable, free-standing use, or for installation on an auto-coupling system.

The DP pumps are fitted with a suction strainer on which the pump stands and allows for the passage of solid particles of up to a maximum of 10 mm. The strainer is easy to dismantle for cleaning or inspection of the pump hydraulics.

The EF range – excellent solids handling (0.6 – 1.5 kW)

The Grundfos EF range of pumps is suitable for pumping effluent and other liquids such as drainage and surface water with small impurities, liquid manure from farms, wastewater with fibres, for example from laundries, and wastewater without discharge from toilets, for example from private homes or commercial buildings.

Designed for use free-standing or for installation on an auto-coupling system, these pumps are fitted with an integrated three-leg stand that keeps the suction inlet well clear of the pit bottom. The EF pumps are capable of handling solids of up to 30 mm size.



DP AND EF PUMP FEATURES

Increasing reliability and reducing costs

Ergonomic lift handle

The ergonomic lift handle is designed for optimum point-of-balance and, with the motor unit 180° rotatable on the pump housing, will protect the auto-coupling sealing.

Watertight cable plug

The polyurethane-filled stainless steel cable plug connection ensures a watertight and durable seal around the leads of the cable. Adverse handling and even breakage will not result in water getting to the motor. Simply pull out the plug when servicing the pump, without special tools or risk of compromising the seal, and this will save you money over time.

Thermal switches and motor protection

Thermal switches in the motor windings provide protection against overheating, ensuring a long lifetime. In addition, AUTOADAPT versions have built-in motor protection.

Stainless steel clamp


This unique clamp assembly system ensures quick and easy disassembly of the pump from the motor unit, where loosening the stainless steel clamp requires no special tools. This means quick and easy service in the field, where you don't need to clean the casing to get to the bolts.

Cartridge shaft seal

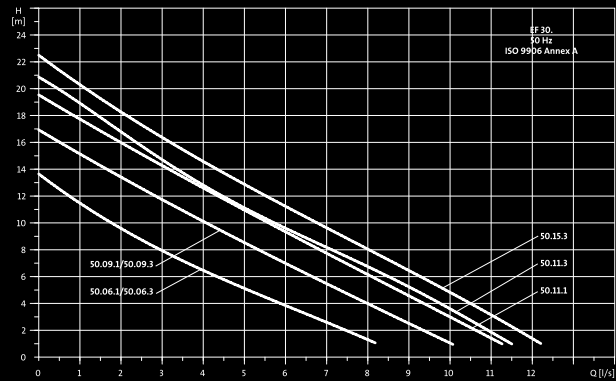
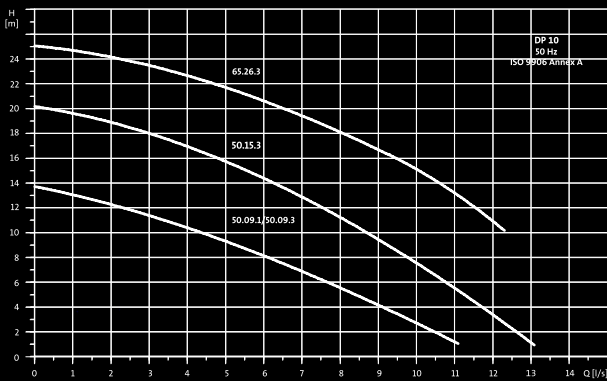
The efficient double cartridge shaft seal system ensures longer operation time with less downtime, and is easily accessible.

Patented SmartTrim impeller adjustment

Inevitably, the highly efficient impeller will get worn. The patented SmartTrim system enables extremely easy adjustment, service and optimisation of the impeller when necessary to maintain peak performance and this can be done without dismantling the pump. No special tools are required.



Performance overview



The right impeller for the task

The DP range of pumps is supplied with an easily-adjustable impeller of a semi-open multivane design, capable of handling solids up to 10 mm in size.



The EF range of pumps is fitted with an open single-vane impeller capable of handling solids up to 30 mm in size.



SEE THE BIGGER PICTURE

Grundfos is a global leader within water handling technology. Our passion is to bring you all the products you require to create and operate pump systems that combine reliability, cost-efficiency – and innovation. Our products are for use in water supply and wastewater infrastructure on any scale.

Grundfos has a full line of products and systems for the intake, treatment and distribution of drinking water and for the transport and treatment of wastewater. We also offer expertise and industry insight that can increase reliability and reduce lifecycle costs for water utilities.

Key product areas include:



Submersible pumps



Surface pumps



Sewage pumps



Mixers, flowmakers & recirculation pumps



Pumping stations



Monitoring & controls



Dosing & disinfection



Aeration equipment

Our products are the result of decades of engineering expertise. Supported by a worldwide service network. Visit grundfos.com/water-utility for more.